

**evern0a** base

**01. evernoa /** Breath easy, live better

---

**02. FeNO** Benefits

---

**03. evernoa /** How it works?

---

**04. evernoa /** Benefits

# 01.

**evernoa /**  
Breath easy,  
live better.



# evernOa base

Point-of-care, portable, rapid and highly accurate FeNO device that facilitates the **diagnosis and monitoring of asthma** by providing useful information on **airway inflammation**.



# 02.

## FeNO Benefits.



The Fraction of Exhaled Nitric Oxide (FeNO) is an indicator of airways inflammation, caused by respiratory diseases like Asthma.

---

***It can be used for:***

- ▶ *Diagnosis based on objective airway inflammation values. (1,2)*
- ▶ *Control in treatment adherence. (3,4,5)*
- ▶ *ICS treatment adjustment based on FeNO. (4)*
- ▶ *Prediction and reduction of exacerbations. (4,6,7,8)*
- ▶ *Reduction of emergency visits. (9,10)*

# Adult values

▶ Significant Inflammation / 50 - 300<sub>ppb</sub>

▶ Slight Inflammation / 25 - 50<sub>ppb</sub>

▶ Low Inflammation / 0 - 25<sub>ppb</sub>



Significant Inflammation / 35 - 300<sub>ppb</sub> ◀

Slight Inflammation / 20 - 35<sub>ppb</sub> ◀

Low Inflammation / 0 - 20<sub>ppb</sub> ◀

# Children values

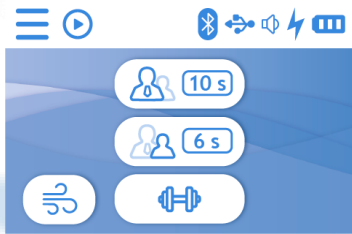
# 03.

**evernoa /**  
How it works?





# How to use it?



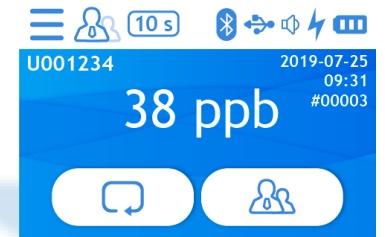
**1** The healthcare professional **selects the operation mode.**



**2** The healthcare professional **explains** to the patient **how the exhalation process works.**



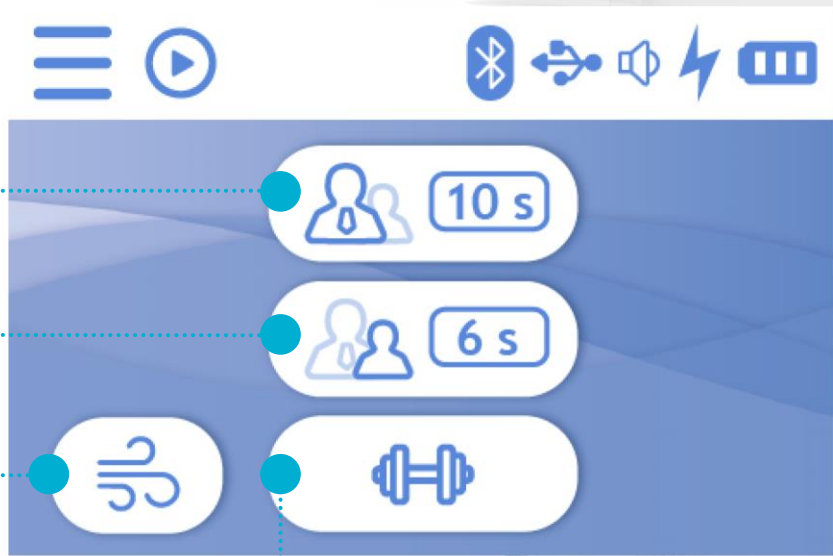
**3** The patient **inhales ambient air and exhales** through the **mouthpiece. A LED interface helps** patient in the exhalation process.



**4** **Results are available in 5 seconds** for doctor's interpretation.

# Four operating modes

- ▶ **Adults** / 10" seconds
- ▶ **Children** / 6" seconds
- ▶ **Exterior** / (Ambient air NO measure)
- ▶ **Training\*** / Selectable from 2" to 10"



\*Training mode do not consume sensor's life

# 04.

**evernoa /**

Benefits



**Easy to use!**



# 1 Two separated user interfaces – Patient and professional healthcare.

▶ **Patient interface: LED interface**



▶ **Professional healthcare interface: 3.5” LCD touch screen.**



## 2 Direct Exhalation – No need to inhale through the device.




3

A LED interface helps patient in the exhalation process.



▶ *LED light interface*



4

## Portability –

Thanks to  
internal battery and  
compact design.



▶ *Internal battery*





5

## Cost reduction–

Incorrect measurement does not consume sensor's life.

Sensor's timelife: 18 months.

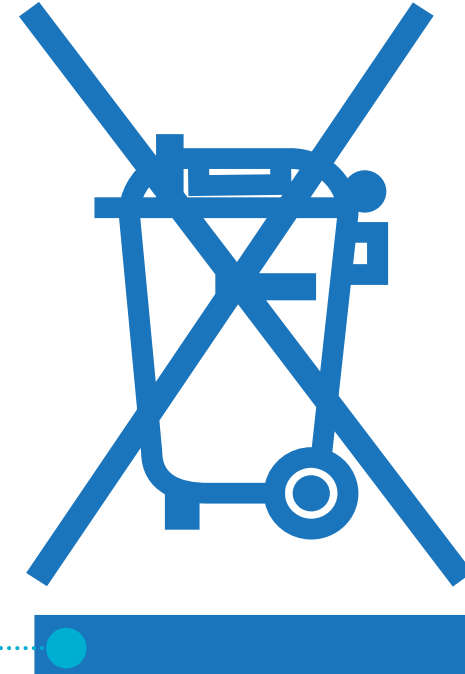


6

## Environmental awareness.

Electrical and electronic waste withdrawal

▶ *Environmental friendly*



**Precise and  
fast results**




# 7 Accurate and reliable results<sup>(9)</sup> in 5”

- ▶ Results\* provided by evernoa are only displayed if the exhalation process has been made according to ATS/ERS recommendations.



\*The results offered by evernoa should be interpreted by a healthcare professional

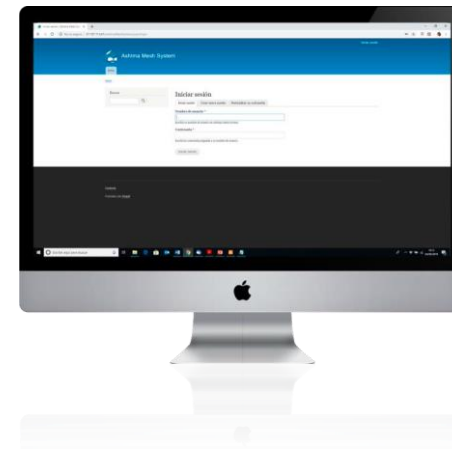
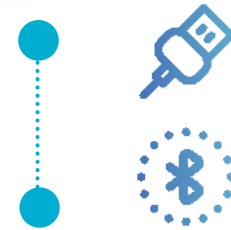
**Software  
connectivity**  
evern0a view



# 8

## Easy to connect to a computer. Evernoa View v02

- ▶ Evernoa can be connected to a computer **through USB or Bluetooth**
- ▶ Evernoa View v02 allows **import and export data, issue patient reports and remote operation of the device**

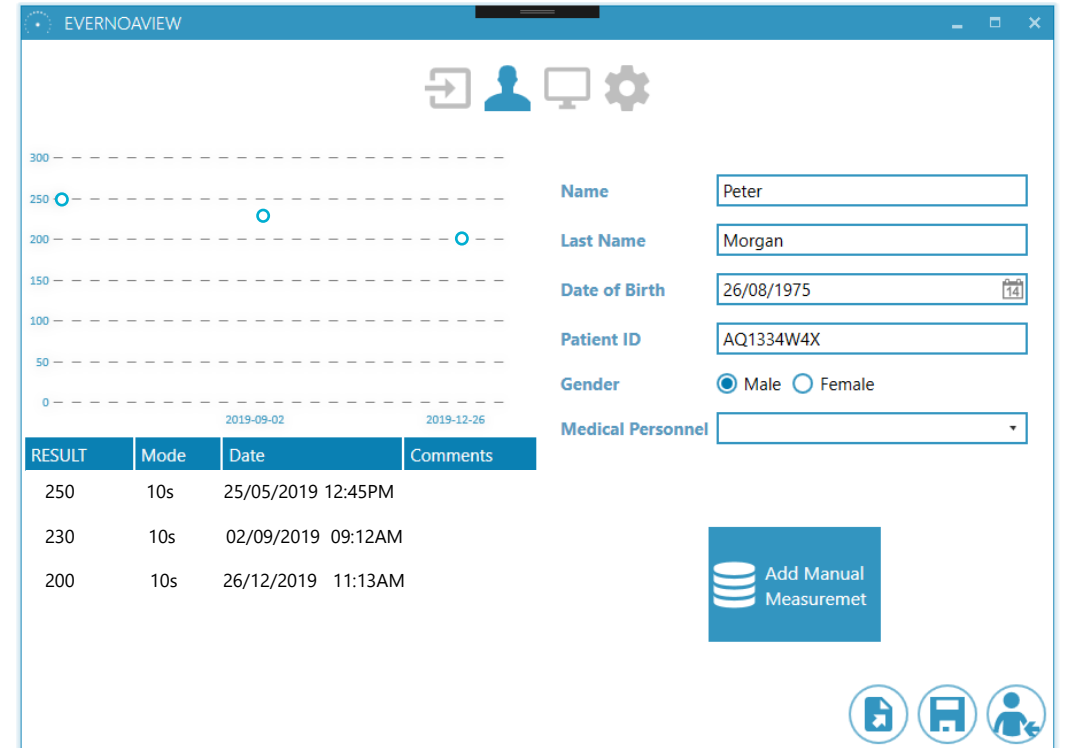


# 9

## Easy to connect to a computer. Evernoa View v02

▶ Advanced functionalities

▶ It also allows patient data management with a measurement record viewer, profile management with secure access based on privileges, database export...



# 9

## Possibility of integration with electronic medical record

- 
- ▶ Our development team can analyze the possibility of integrating the results obtained with evernoa with the Electronic Medical Record



# References

- (1) GEMA 4.3. Guía española para el manejo del asma.
- (2) British guideline on the management of asthma.
- (3) Asthma control and exacerbations: two different sides of the same coin, Rob Brisk and Liam G. Heaney. *Curr Opin Pulm Med* 2016, 22:32–37.
- (4) Andrew D. Smith, Jan O. Cowan, Karen P. Brassett, Sue Filsell, Chris McLachlan, Gabrielle Monti-Sheehan, G. Peter Herbison, and D. Robin Taylor. Exhaled Nitric Oxide A Predictor of Steroid Response. *Am J Respir Crit Care Med*. 2005; 172 (453-59).
- (5) Cost and Management of Asthma Exacerbations in Spanish Hospitals (COAX Study in Hospital Services). L. Borderías Clau, M. Zabaleta. Murguionda, bJ.A. Riesco Miranda, C. Pellicer Ciscar, J.R. Hernández, Carrillo Díaz, and G. Lumbreras García. 2005. *Arch Bronconeumol*.;41(6):313-21.
- (6) Arthur F. Gelb, MD, FCCP; Colleen Flynn Taylor, MA; Chris M. Shinar, PharmD; Carlos Gutierrez, MD, MSc; and Noe Zamel. Role of Spirometry and Exhaled Nitric Oxide To Predict Exacerbations in Treated Asthmatics *CHEST* . 2006; 129(6); 1493-99.
- (7) Jörgen Syk, Andrei Malinovski, Gunnar Johansson, , Anna-Lena Undén, Anna Andreasson, PhD, e, Mats Lekander, , and Kjell Alving,. Anti inflammatory Treatment of Atopic Asthma Guided by Exhaled Nitric Oxide: A Randomized, Controlled Trial. *J ALLERGY CLIN IMMUNOL PRACT*. 2013;1(6). 639-48.
- (8) LaForce C, Brooks E, Herje N, Dorinsky P, Rickard K. Impact of exhaled nitric oxide measurements on treatment decisions in an asthma specialty clinic. *Annals of Allergy, Asthma & Immunology*. 2014;113(6):619-23.
- (9) Data on file EVERSENS SL.

**evernoa base**

**[www.evernoa.com](http://www.evernoa.com)**

**[info@evernoa.com](mailto:info@evernoa.com)**