



Sede Legale ed Amministrativa / Headquarters
CEFLA s.c.
Via Selice Provinciale, 23/a
40026 Imola (BO) - Italy
t. +39 0542 653111
f. +39 0542 653344
sternweber@sternweber.com
sternweber.com

Stabilimento / Plant
Via Bicocca, 14/C
40026 Imola (BO) - Italy
t. +39 0542 653441
f. +39 0542 653601

08/2020 S320GB181500

According to the standards in force, in extra-EU areas the availability and specifications of some products and/or characteristics may vary. Please contact your local distributor for further information. Due to our policy of constant technological upgrading, technical specifications may be subject to change without prior notice.

PURE
INNOVATION

STERNWEBER.COM



S320TR





**YOUR
TALENT
INSPIRES
US**

THE EDGE OF INNOVATION

The most advanced technology, applied to the dental sector with all the meticulousness of those who fully understand dentists' needs. The new S320TR control panel incorporates a powerful multitouch 7" display that maximises control of dynamic instruments and integrated systems.

INSPIRING ERGONOMICS

Compact design, lighter key elements, exclusive ergonomic concepts: the new S320TR provides the dental team with an array of benefits. Moreover, the patient chair - with its contemporary lines, independent or synchronised movements and sliding function - ensures maximum comfort.

MAXIMUM POTENTIAL

Maximum clinical performance for those who practise, in addition to conservative dentistry, implantology and endodontics. The S320TR is a complete integrated treatment centre. Its potential meets every specific need of one or more dentists working in the same surgery.







ALWAYS CONNECTED

To keep up with the latest technologies, Stern Weber has provided web connectivity for its product range.

This recent innovation gives access to optional digital services - which will improve efficiency at dental surgeries.

When connected to the web through Easy Check, a dental unit can rely on real time remote troubleshooting and technical support service.

In addition, Di.V.A.*, the digital virtual assistant, optimises the workflow of technologically advanced dental surgeries and, via a dashboard, helps dentists monitor their use of the available instruments, analysing surgery efficiency. In larger facilities, it is an excellent tool for managing workloads and for planning maintenance.

*Digital Virtual Assistant



The new 7" control panel with multitouch display is at the forefront of technological development in the dental industry

An interface that provides users with a clear, comprehensive array of information and plenty of scope for personalisation. It's also extremely user-friendly. Designed for clinical environments (resistant to impact and water), it also features screen auto-rotation so it can be positioned as desired. The control panel allows dental unit functions to be upgraded with ease as necessary.

Multitouch display

The large 7" touch screen ensures excellent visibility from any angle while HD performance optimises image and video display.

USB connection

Dentists can use the USB port to upload/download diagnostic images where the integrated multimedia system is present.

Smartphone-like friendliness

Clear, intuitive graphics to help speed up treatment times. Smartphone-like operation make for an extremely simple, up-to-the-minute user experience.



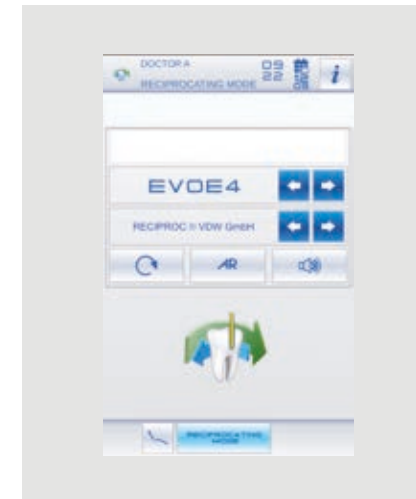
Multi-profile management

Thanks to the Full Touch control panel, the S320TR is ideal for large multi-dentist clinics or single-dentist surgeries that make use of external consultants. Depending on specific clinical requirements, dentists can personalise all S320TR parameters and save them directly on the control panel or a USB storage device. Just one click, and users can call up their individual profiles as and when needed.



Endodontics, at the peak of efficiency and effectiveness

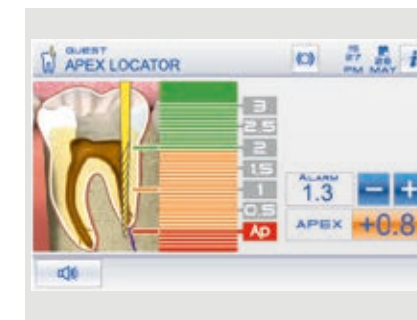
All the elements used for endodontic treatment - such as brushless micromotor, apex locator, databases listing nearly all commercially available endocanal burs, ENDO control mode - are integrated into the S320TR electronics and control software. During endodontics treatment the display provides key data, with dedicated user-friendly information easing and speeding up workflows while enhancing efficiency.



ENDO database and reciprocating mode
Dentists are provided with an extensive, preloaded endodontic file library. They can also choose to perform, by using special files, treatment with instruments in reciprocating mode. If, in endodontics mode, the selected file is on the database, the software automatically sets the torque/speed ratios; alternatively, these can be set by the dentist as per personal requirements. The endodontic file identification trademarks are not owned by Cefla or any of its associated companies.



Micromotor i-XS4
Extremely powerful, light and versatile, the i-XS4 is suited to conservative and prosthetic dentistry, endodontics and implantology. Combines reciprocating movement with alternating rotation, a mode controlled by pre-installed software. Fully autoclavable.



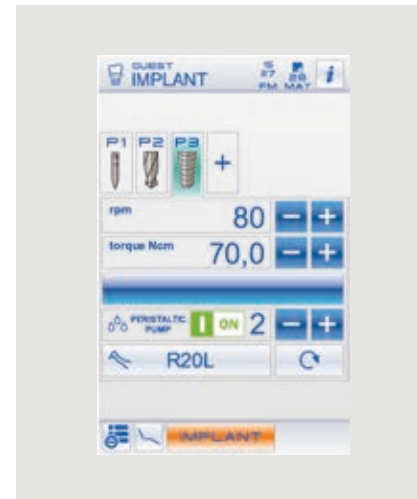
Apex locator
With the dedicated contra angle, the apex locator allows the apex distance to be displayed during the root canal instrumentation phase. The nearing of the apex is also indicated by a warning buzzer. To enhance safety, micromotor rotation is automatically disabled when it is reached.



EVO E4 contra angle
Featuring a 4:1 ratio specific for endodontics, the EVO E4 contra angle can be autoclaved and heat-disinfected. The miniaturised head makes access to the treatment zone easier. Recommended for endodontic treatment in reciprocating mode and with use of the integrated apex locator.

Perfect integration for implantology

We've created a made-to-measure solution for implantologists. Selecting IMPLANT mode turns the Full Touch control panel into a surgery-dedicated interface. Featuring graphics and functions similar to those on the classic display, the interface ensures the same user-friendliness. Implantologists are provided with everything needed to perform treatment, significantly speeding up workflows. Moreover, they can use the brushless micromotor, foot control and peristaltic pump incorporated on the dental unit without having to take up space with stand-alone devices.



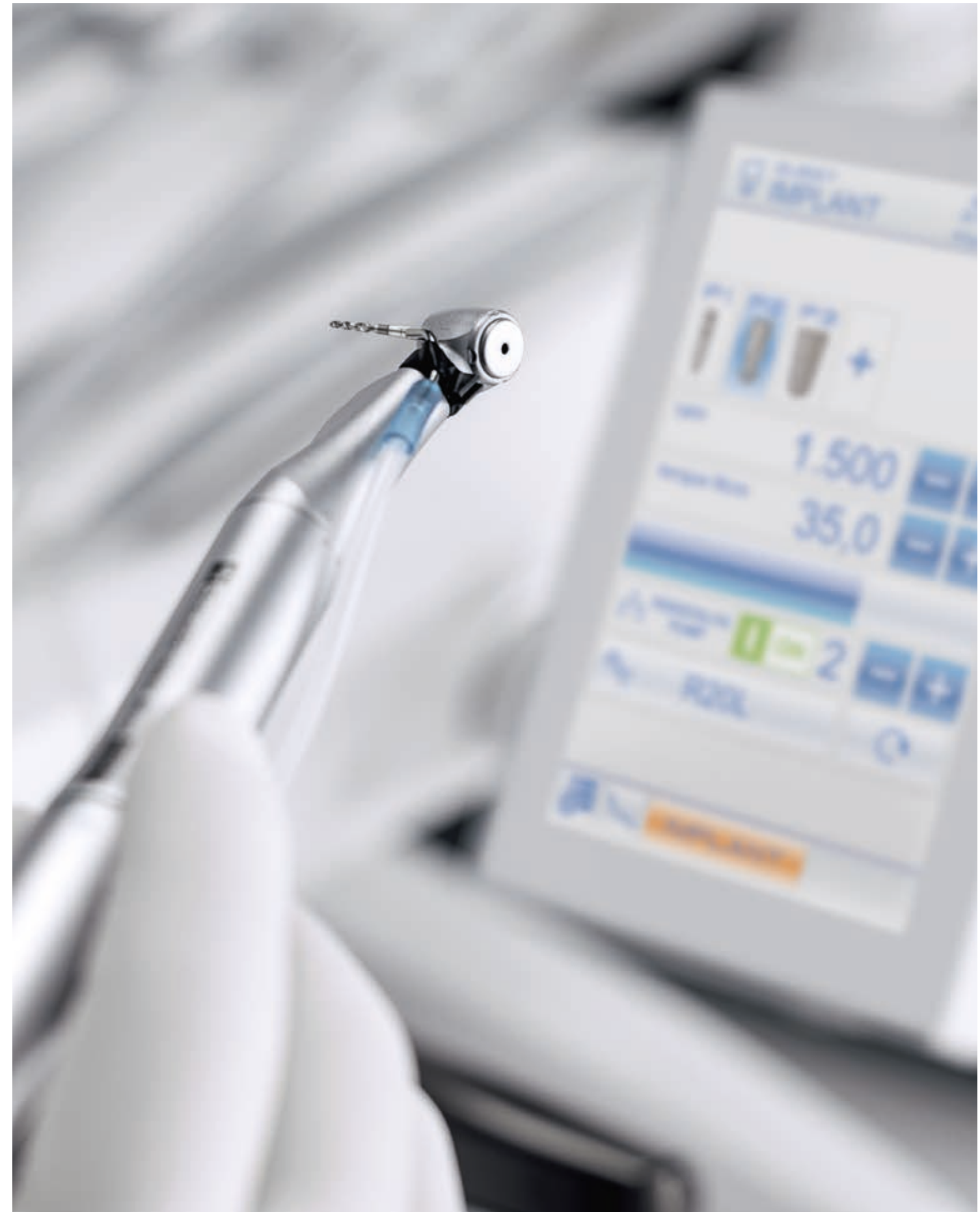
EVO R20L contra angle
Featuring a surgery-specific 20:1 ratio, the EVO R20L contra angle can be autoclaved and heat-disinfected. It features an internal cooling system and external spray, plus LED lighting with integrated generator.



Peristaltic pump
Controlled via the Full Touch control panel, integration of the peristaltic pump on the dentist's module eliminates the need for any further modules or carts around the patient chair.



Micromotor i-XS4
The brushless micromotor is integrated with the dental unit electronics, which also controls the peristaltic pump. The software allows precise, safe control of speed and torque (which, with the EVO R20L contra angle, can reach 70 Ncm).

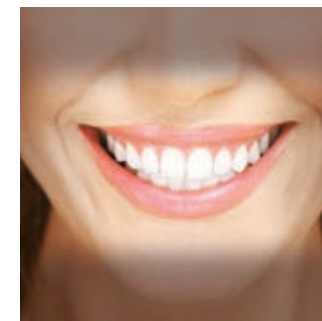




A latest-generation light for every clinical need

The new LED light is a major step forwards in the development of clinical lighting. The colour rendering index (CRI) exceeds 95, a factor that allows ultra-high colour fidelity. It's also possible to use 3 colour temperatures, allowing users to select just the right lighting for their specific disciplines. Light intensity is adjustable up to 50,000 Lux. A broad spotlight and excellent depth of field (from 55 to 85 cm)

limit the number of times the dentist has to reposition the lamp during treatment. What's more, "composite" mode can be activated quickly to prevent premature composite polymerisation.



Targeted lighting, advanced versatility

The Venus LED MCT responds to every need with a specific setting. There are three different settings, optimised for different circumstances: 4300K warm light for surgical treatment; 5000K neutral light for conservative work; 5500K cool light for realistic colour capture.

Working in "composite" mode ensures good visibility within the operating area without interfering with composite polymerisation.



Slim, flexible and redefined to make the ergonomic benefits all-encompassing

Before redesigning all the elements of the arm system and Continental module, each aspect of the dentist's work was carefully examined. Now lighter with more compact geometry, the dentist's module can reach any position with minimum effort. The pneumatic brake - activated and deactivated via the on-handle sensor - allows easy height adjustment. Instrument lever height has been reduced to minimise interference with the light in the work zone.

Dentist's module
Streamlined and light, the module never interferes with the operating light during treatment and can reach the transthoracic position thanks to extensive rotation of the arm system.

SideFlex instrument levers
Removable and equipped with swing joints that also allow lateral movement, the levers alleviate wrist fatigue and are self-balancing.

Arm compactness
The arm system has been designed to minimise the overall bulk of the S320TR and make module positioning easier. Lightness and fluidity of movement ensure exceptional handling.



Assistant's module
Module with touch screen featuring extensive vertical excursion. The double-articulated arm ensures perfect positioning whatever the clinical situation. Available with 3 or 5 holders.



SideFlex: freedom of movement
Thanks to supple lever joints the instruments follow the dentist fluidly, giving them an ultra-light feel. Balance and effective traction during return can both be adjusted.



Pantograph arm
Made of cast aluminium, the pantograph arm is light yet stable. It boosts working flexibility in all circumstances and permits the transthoracic position.



Compact and perfected for those who want maximum working flexibility

Featuring modern design that combines a large, easy-to-read display with an ergonomic, easy pick-up instrument layout, the International module provides lightness and easy handling. The new arm system lets dentists position the module as per their specific requirements. The practical handle can easily be removed for cleaning purposes.



Adjustable tray holder
Easy to position, the optional tray holder module can be adjusted horizontally to suit a full range of treatment requirements.



Motor-driven cuspidor bowl
The cuspidor bowl rotates when the rinse or home position is recalled. Automation speeds up workflows and prevents any interference between cuspidor bowl and patient chair.



Integrated sensor
Incorporated in the smartly styled, chrome plated steel cup and bowl fill unit, the optical sensor automates the cup fill function.



Universal ergonomics, solutions that break through the normal operating barriers

S320TR Hybrid

More than a simple ambidextrous version, the S320TR Hybrid takes ergonomic versatility to new heights. Equipped with a dentist's module that can be positioned anywhere around the treatment area, the Hybrid model features an assistant's module that can be shifted right or left, always remaining independent from dentist module rotation. Exceptional operating freedom whether working alone or with an assistant. The S320TR Hybrid is available only in the Continental version.

Compact design

While intended for ambidextrous use, compact arm system design makes the model suitable for surgeries with limited space.

Repositionable instrument control panel

The hybrid ergonomics model features a repositionable control panel to complete the module switchover when configured for left-handed dentists.

Fast connection

All that needs to be done is to detach the instrument control panel, rotate the quick coupling 180° and then reposition the former on the opposite side of the module.

S320TR Side Delivery

Compact and made of materials that make the dental unit structurally stable, the S320TR Side Delivery retains the geometry of the International module. Fitted on the cast aluminium column, the dentist's module can be height-adjusted via the control panel.

Access to the patient chair is smooth and comfortable and, prior to treatment, the instruments remain outside the patient's field of view.



Well-being for the patient, streamlined workflow for the dental team

The patient chair horizontal "sliding" movement can be synchronised with backrest movement or executed independently of it. Where synchronised with backrest movement, horizontal sliding minimises any compression or stretching of the patient's back and provides extra operating space for dentists who work in the 12 o'clock position. Horizontal displacement of the seat sees the dentist gain an equal amount of operating space behind the patient's head,

a considerable advantage where space is at a premium. Moreover, no repositioning of the light is needed to keep the beam over the operating zone. This synchronised movement allows seat height to be adjusted while keeping the oral cavity under the operating light beam. It also makes use of the microscope easier.



Memory Foam
Exceptional comfort and proper anatomical support thanks to special upholstery options.



The new design of the patient chair provides patients with optimal comfort and support. Key features include hard-wearing upholstery, a lift capacity of up to 190 kg and a silent motor with dynamic soft-start and soft-stop, plus a sliding function. Gentle, vibration-free movement relaxes the patient, easing away any treatment-related anxiety.



Choices that match the way you work

Setting limits to the way you work has no place in our philosophy. Stern Weber provides a broad range of customised ergonomic solutions, designed to make the most of your talents in every situation. From multi-function foot controls to the hard-wearing cast aluminium backrest and the Atlox headrest with pneumatic-release orbital movement. In addition to the lead-connected version, a wireless foot control is also available to cut on-floor cable clutter. Batteries are exceptionally long-lasting. The supplied lead can be used to charge the foot control or connect it to the dental unit.



Standard backrest
Shaped so that dental staff can move closer to the patient during treatment. Suitable for adults, children and any treatment type.



Nordic backrest
Ensures lasting comfort during protracted treatment sessions and shaped to aid dentists who work in 'indirect vision' mode.



Atlox
The headrest that follows the patient's anatomy. Ultra-simple fingertip release of the pneumatic lock allows orbital movement to achieve perfect positioning, vertical adjustment included.



Multi-function foot control
Cutting-edge device with ergonomic lateral-slide control that lets dentists activate Chip Air and Chip Water functions on the instrument in use, invert micromotor rotation (when extracted), control patient chair movement and recall saved positions. Wireless version available as an option.



Pressure-operated foot control
Offering the same performance as the multifunction foot control, this unit offers different ergonomics for those who prefer a pressure-operated approach. Both devices provide, in surgery mode, peristaltic pump on/off controls. Wireless version available as an option.



Power Pedal
This third foot control model offers different design and ergonomics. It provides the same functions as the more classic models. Wireless version available as an option.

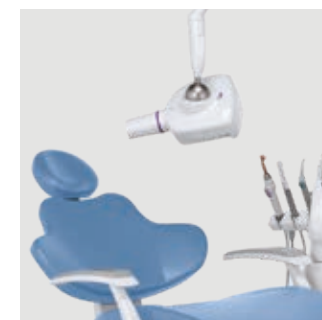


The efficiency and effectiveness of an X-ray diagnosis system in a single treatment area

Integrating a complete system boosts diagnostic potential while shortening treatment times. Featuring advanced technology, the system includes the X-ray unit with digital wireless handheld controller, a LED monitor with optional touch-screen function and a latest-generation digital sensor. The X-ray image can be shown in mere seconds on both the 22" monitor and the 7" display on the Full Touch control panel.



RXDC - HyperSphere technology
 Incorporated on the dental unit, the X-ray unit and handheld control unit require no additional installation points. Thanks to a combination of 30 cm collimation and a 0.4 mm focal spot, parallelism is excellent and images are pin sharp. Locked and unlocked by touch-sensitive pads, the tube head rotates freely around the spherical joint.



Zen-X - X-ray sensor
 Extractable sensor with USB lead located on the dentist's module, can capture high-resolution images with minimal radiation dosage. Able to be sanitised, the sensor comes in two different sizes and is IP67 certified against water and dust infiltration.





Sharing information makes patients feel reassured and cooperative

Coupled with a latest-generation HD video camera, the Full HD 16: 9 tilt-adjustable 1920 x 1080 pixel flat screen medical monitor can be lead-connected to a PC. LED light sources ensure high levels of contrast and brightness while, thanks to the IPS panel which significantly broadens the screen viewing range, images can be viewed comfortably from any angle. The video camera aids dentist-patient communication and, thanks to slender

handpiece design, can reach distal zones with ease. An excellent depth of field avoids any need for manual focusing.



C-U2 HD camera
Streams HD images directly to the Full Touch control panel or the integrated monitor. Speeds up diagnostics and generates material with which to document treatment and complete clinical reports.



Macro Cap
An extremely useful accessory, Macro Cap can magnify up to 100x in ultra-high resolution. Three additional, high purity glass lenses optimise lighting of details located close to the optical unit.



22" LED Monitor
93/42/EEC certified, the monitor is also available in the multitouch version; the screen can be positioned as desired.



Scientifically certified hygiene systems



Free to configure their dental units with a broad range of active devices, dentists can control their every aspect via the Full Touch control panel with ease. The user-friendly interface helps users manage maintenance and daily disinfection of water circuits. Whereas the W.H.E. - a continuous sanitisation system compliant with European standards and DVGW certified - is automatic, it is possible to personalise the settings of all other devices. The BIOSTER system carries out automatic end-of-session spray water circuit disinfection cycles. Tests performed by the Sapienza University of Rome and the Department of Public Health and Paediatric Science of the University of Turin have shown that combining execution of a daily BIOSTER intensive disinfection cycle with use of the W.H.E. system results in the complete absence of bacterial load in the cooling liquids delivered by the instruments.



A.C.V.S.
Automatic system that carries out suction system sanitisation cycles between one patient and another. Practical and fast.



I.W.F.C.
Activated via the control panel, the device ensures tubing is kept clean after the machine has remained idle for a time. Included in the BIOSTER or available separately.



W.H.E.
Continuous Peroxy Ag+ [H₂O₂] based disinfection system and air gap separation device between mains water and dental unit circuits. Acts against all water-borne contaminants, including Legionella.



SANASPRAY
Tank with distilled water as an alternative to mains water.




Touchpad
The assistant has a glass touchpad with disposable cover to enhance dental unit hygiene.



Removable handle
New dentist's module handle can easily be removed for in-depth sanitisation.

S320TR	CONTINENTAL	INTERNATIONAL	HYBRID	SIDE DELIVERY
HYGIENE SYSTEMS				
BIOSTER	*	*	*	*
A.C.V.S.	*	*	*	*
SANASPRAY	*	*	*	*
W.H.E.	*	*	*	*
I.W.F.C.	*	*	*	*
DENTIST'S MODULE				
LEFT SIDE PACK	*	-	●	-
7" Full Touch Multimedia display	●	●	●	●
i-XS4 Micromotor with fibre optics (100 – 40,000 rpm, 5.3 Ncm)	●	●	●	●
Peristaltic pump kit	*	*	*	*
6-way syringe with f.o.	*	*	*	*
Sixth instrument	*	*	-	*
Integrated X-ray sensor	*	*	*	*
Reciprocating mode module	*	*	*	*
Integrated Apex Locator	*	*	*	*
UNIT BODY				
Glass cuspidor bowl	●	●	●	●
Ceramic cuspidor bowl	*	*	*	*
Cuspidor bowl drive system	●	●	●	●
Cup fill sensor	●	●	●	●
Cup filler water heater	●	●	●	●
Spray heating	*	*	*	*
Independent cannulae selection	●	●	●	●
Suction stop device on chair base	●	●	●	●
Multimedia applications wiring	●	●	●	●
Assistant's tray holder	*	*	-	*
Assistant's module with 3 holders	●	●	●	●
Assistant's module with 5 holders	*	*	*	*
Venus LED MCT lamp	●	●	●	●
PATIENT CHAIR				
SOFT-MOTION movements and Sliding function	●	●	●	●
Atlas headrest	●	●	●	●
Adjustable right armrest	*	*	*	*
Left armrest	●	●	*	●
Child's cushion	*	*	*	*
Multi-function foot-control	●	●	●	●
Wireless multi-function foot-control	*	*	*	*
Pressure-operated foot control	*	*	*	*
Wireless pressure-operated foot control	*	*	*	*
Power Pedal foot control	*	*	*	*
Wireless Power Pedal foot control	*	*	*	*

● as standard * optional - unavailable



The measurements shown in the drawings are in mm.

