

**Sede legale ed amministrativa  
Headquarters**  
Cefla s.c.  
Via Selice Provinciale, 23/a  
40026 Imola - Bo (Italy)  
tel. +39 0542 653111  
fax +39 0542 653344

**Stabilimento / Plant**  
Via Bicocca, 14/c  
40026 Imola - Bo (Italy)  
tel. +39 0542 653441  
fax +39 0542 653601



# IMPROVED POTENTIAL

**ANTHOS CLASSE A3 PLUS**  
CONTINENTAL  
INTERNATIONAL

# A3.

# im

# prove



# CLASSE A3

im



pprove

**improve potential.**  
Classe A3 Plus: Anthos world improves your potential by adding the extra safety, reliability, flexibility and functionality that are key to meeting every clinical need.

**improve quality.**  
Outstanding construction quality, cutting-edge technology, excellent operating ergonomics, patient comfort. Classe A3 Plus, a clever investment to secure advantages well beyond the usual standards.

**improve performance.**  
Classe A3 Plus offers a wide range of specific operational features that raise the bar of the dental unit's performance profile. The unit's features can be customised for maximised results.

**Anthos Classe A3 Plus is here.**

# Simple, intuitive operation

## DIGIT DISPLAY

The Digit control panel layout, complete with X-ray viewer, is easy to read and includes several features. Access to the settings of each individual instrument, patient chair and integrated devices is

fast, user-friendly and can be viewed on the alphanumeric display unit. Its design maximises operational ergonomics, making the operator's work easier.



### Touch screen display.

The control panel surface, protected by capacitive glass, can be easily disinfected.



### Performance control.

The new instrument panel can be used to manage the unit's operation modes and the parameters of each instrument, adapting them to the operator's needs.

The lightweight, compact i-MMr micromotor can be optionally equipped with a powerful LED lighting source, and can be set to reach speeds between 100 and 40,000 rpm.

The scaler, also available with integrated LED lighting and compatible with the best tips on the market, is adjustable to maximum power allowing the operator to find a good balance between fast scaling times and a good level of comfort for the patient.

All information relating to the instrument settings is displayed on the alphanumeric display.

The same display shows information on the status of the performed disinfection cycles.

Checking each activity is simple and immediate.

The Clean function disables control panel operation when the glass surface is being cleaned, thus preventing unwanted actuation of the controls.

# Maximised adaptability

## DENTIST'S MODULES

### International.

Modern design and smart arrangement of the instruments for improved ergonomic usability: holding the handpieces is easy in any operating position.



### Continental.

The redesigned dentist's module and arms system allows the operator to work in any operating position. Classe A3 Plus responds ergonomically to every clinical need.



To complete the set-up, a wide range of options is available, including a sixth instrument, X-ray sensor, transthoracic tray and large backlit X-ray viewer.



New instrument lever design - with shorter vertical footprint to reduce interference with the operating light and ensure increased instrument outreach.  
Tray holder module available in two sizes: standard and compact.



# Full potential expressed

## POWER

The dentist's modules, in the Continental and International versions, are ergonomically designed and user-friendly. Instruments for every need, from lightweight, ergonomic micromotors to the thin-tip HD video camera with touch key for easier use of the freeze-frame function.

The operator manages, through the console, the operation modes and parameters of each instrument, adapting them to their own clinical requirements. The optional sixth instrument application allows a video camera or curing light to be added.



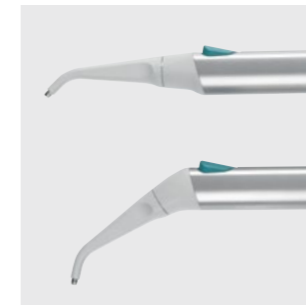
**Micromotors.** The supplied model i-MMr (3.3 Ncm) is also available with optional LED lighting. Speeds can set between 100 and 40,000 rpm.



**Scalers.** With or without LEDs, handpieces compatible with the best tips on the market.



**Turbines and contra angles.** Dentists can use a broad range of turbines and contra angles for specific dentistry tasks.



**Syringes.** Ergonomically-shaped 3 and 6-way syringes are available. The metal syringe body and the tip (both straight and angled versions are available) can be removed and autoclaved.



**T-LED curing light.** Maximised ergonomics thanks to the swivel grip. 6 polymerisation programmes and autoclavable fibre optic light guide.



**HD camera.** The C-U2 has glass optics and a LED light diffuser. It incorporates an HD 16:9 sensor that captures high definition clinical images.

**CLASSE A3 PLUS**  
CONTINENTAL



**CLASSE A3 PLUS**  
INTERNATIONAL





# Harmonised movements

## BALANCE

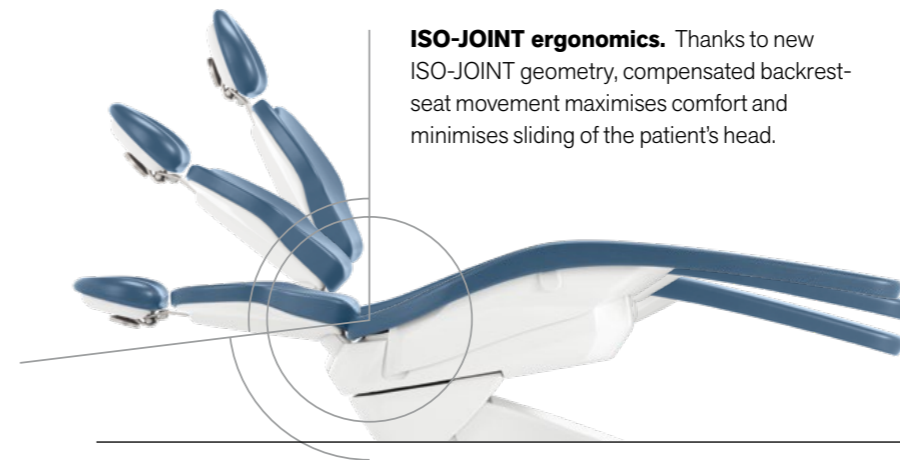
Operational ergonomics and patient comfort are the natural outcome of the unit's design.

The upholstery is hard-wearing, seamless and available in 14 different colours.



**Backrests.** A choice of two backrest options (narrow backrest/wide backrest) meets all the dentist's ergonomic needs. As always, the backrest guarantees patient comfort and easy access.

Optional anatomical padding offers patients an exclusive wellness experience.



**ISO-JOINT ergonomics.** Thanks to new ISO-JOINT geometry, compensated backrest-seat movement maximises comfort and minimises sliding of the patient's head.



**Vertical travel and lifting capacity.** A long vertical travel (37-80 cm) makes it easier to provide treatment in comfort and allows easy patient chair access for the elderly. The patient chair is certified to lift patients weighing up to 190 kg.




## COLOURS

### Standard upholstery



- 102 198 Atlantic blue
- 113 183 Pacific blue
- 106 196 Mediterranean blue
- 136 186 Indian blue
- 135 194 Venetian red
- 115 195 Scottish salmon
- 132 192 Blueberry violet
- 134 184 Japanese wisteria
- 103 182 Nevada yellow
- 123 193 Polynesian green
- 101 197 Caribbean green
- 137 187 Satin silver
- 121 199 Anthracite grey
- 130 180 Graphite black

### Anatomical padding





# Complete solutions

## ASSISTANT'S MODULES

Maximum efficiency on the assistant's side.  
The number of available holders and the module arm type can be configured to suit the dental team's needs.



The 3-holder module is included in the standard supply and comes ready for 2 cannulae and a handpiece.

The available choices are syringe, camera and curing light. Optional double-articulated arm and 5-holder module.

In this case, the 2 cannulae can be combined with a choice of up to 3 handpieces, including a camera, syringe or T-LED curing lamp.

A positionable stainless steel tray holder completes the accessory range.



# Lighting

## OPERATING LIGHTS

The broad selection of operating lights available on Classe A3 lets dentists choose between LED and halogen light sources.

### Venus E LED.

Supplied as standard, Venus E LED, equipped with a "no touch" switch-on sensor, has adjustable light intensity from 7,000 to 40,000 Lux and six LED lighting sources to minimise shadows on the treatment area.



### Venus Plus.

Venus Plus, high performance operating light with front protective screen and removable handles for easy disinfection. Three-axis-rotation ensures maximum manoeuvrability in all treatment situations.

Equipped with a soft-start device, it has a colour temperature of 4900K and adjustable light intensity from 8,000 up to 35,000 Lux.



### Venus Plus L-LED.

Venus Plus L-LED, with hermetically sealed front screen, enables on-off control also via an infrared sensor and features adjustable light intensity from 3,000 to 50,000 Lux with 5000K colour temperature.



### Venus LED MCT (Multi Colour Temperature).

Latest-generation Venus LED MCT operating light designed to allow 3 different colour temperatures: 4300K (warm light) for surgical treatment, 5000K (neutral light) for conservative dentistry and 5500K (cool light) for realistic colour capture. The Curing Mode function modifies light wavelength to prevent pre-polymerisation of the compounds, simultaneously ensuring optimal lighting.



# Protected environment

## HYGIENE

Safe clinical environment for the patients, the operating team and the dentist, thanks to a wide range of integrated, optional hygiene systems. Automatic devices that prevent contamination of internal ducting,

and design features that minimise the risk of cross-contamination. Control panel with alphanumeric display for total control of the sanitisation cycle progress.



**W.H.E.** Certified DVGW continuous disinfection system that prevents backflow contamination of the dental unit water supply and acts against all water-borne contaminants. The use of Peroxy Ag+ is recommended.



**BIOSTER and FLUSHING.** The automatic BIOSTER system performs intensive disinfection of instrument spray internal circuits with an antiseptic liquid (Peroxy Ag+). FLUSHING eliminates any stagnant liquid from the ducts with a quick rinsing action.



**S.H.S.** Device that feeds water to the sprays as an independent alternative to mains water. Works via a reservoir filled with distilled water. Extremely useful where mains water is hard.



**O.D.R.** As-standard mechanism that automatically emits an air jet to clean any residual liquids or solids from the handpiece after use.



**Filter.** Large double-chamber filter ensuring greater suction system efficiency.




**Silicone instrument support mat.** Easily removable and autoclavable.



**Dentist's module handle.** The Continental dentist's module handle can be removed and autoclaved.



**Covers.** Practical disposable covers that protect the glass surfaces of the control panel.



**Cannulae guides.** Easy-to-remove elements ensure perfect cleanliness in what is a potentially critical area.



**Lamp handles.** Removable and autoclavable.



**Removable support.** On the Continental module, the instrument support can be removed and disinfected.



**Upholstery.** Easy-to-sanitise, durable seamless padding.

# Communication and diagnosis

## MULTIMEDIA

Effective communication with the patient is based on easily shared diagnoses. Thanks to an integrated multimedia system, which includes an LED monitor and video camera installed on the dental unit, the dentist is

able to effectively illustrate the treatment plan and show the images, radiographs and photos that have led to developing a diagnosis.



**C-U2 HD camera.** High-resolution images aid dentist-patient communication. Easy to use (no manual adjustment required), slim design means distal zones can be reached with ease.

**22" LED Monitor.** Full HD 16:9, 1920 x 1080 pixel flat screen monitor with IPS panel to aid viewing from any angle. LED light sources ensure optimal brightness and contrast.

**Display.** The monitor can display individual camera images or a mosaic of up to 4 images for quick comparisons.

**Zen-X.** X-ray sensor integrated in the dentist's module, ready to use with USB cable. Able to capture HD images with low X-ray doses, the sensor comes in two different sizes. The sensor can be sanitised and is IP67 certified against water and dust infiltration.

# The value of choice

## ACCESSORIES

A broad range of accessories lets dentists personalise the operating unit according to their specific needs.




**Seats.** Ergonomic model with seat height adjustable from 47 to 63 cm, or an anatomical model for dentist and assistant with seat height adjustable from 42 to 56 cm. A 10 cm extension is available for all models.




**Foot control.** Four foot controls are available. These allow activation of Chip Air/Water, micromotor rotation inversion, (optional) patient chair movement and recall of stored positions.



**Stop Vacuum.** Device integrated in the patient chair base: when pressed it stops suction without the user having to replace the cannulae in the holders.



**Headrest.** In addition to an adjustable 2-axis version with mechanical lock, the Comfort model features a pneumatic lock system and 3-axis movement for freer, more precise positioning.



**Swivel tray holder.** The cuspidor bowl can be replaced with a swivel tray holder installed on the front cover of the unit body.




**Cuspidor bowl unit.** In melamine, optionally ceramic, it can be completely disassembled for effective sanitisation; its elements are built with materials that can be easily cleaned and disinfected.



# Anthos Connect

## REMOTE ASSISTANCE



# Anthos Connect

All products in the Anthos dental unit range are equipped with an integrated device that allows internet connection. A series of optional, remote services make surgery workflows more efficient. When linked to the Internet via Easy Check, the dental unit can rely on a real-time troubleshooting and technical support service. The Di.V.A.\* lets dentists - via a simple, user-friendly panel - monitor usage of the available instruments and analyse surgery efficiency. All connected equipment items undergo constant real-time status monitoring: an excellent tool for managing workloads and planning maintenance in large facilities.

\*Digital Virtual Assistant