



SKEMA 5

EVOLVING POTENTIAL

CASTELLINI.COM

SKEMA 5

EVOLVING POTENTIAL

PLANT

CEFLA s.c. - Via Biococca, 14/C
40026 Imola (BO) - Italy
Tel. +39 0542 653441
Fax +39 0542 653601

HEADQUARTERS

CEFLA s.c. - Via Selice Provinciale, 23/a
40026 Imola (BO) - Italy
Tel. +39 0542 653111
Fax +39 0542 653344

CASTELLINI.COM

Due to our policy of constant technological upgrading, the technical specifications may be subject to change without prior notice.
According to the relevant regulations, in the extra-EU areas, some products and/or characteristics might have different availability and specifications. Please contact your local supplier.

06/2020 CSK6GB191S00



SMALL FOOTPRINT AND MOBILITY COMBINED

Skema 5 gives doctors the peace of mind they need to get through the workday. Designed to meet the needs of the most versatile dentists, the over-the-patient model is compact, thereby ensuring operational comfort, and provides new and appealing ergonomic solutions.
Sleek design to help you work better.



REFINED COMFORT

For dentists who use instruments with hanging tubes, the new design of the module and the arm system ensure balance and mobility. Practical in every situation, Skema 5 CP is also provided with a flexible assistant's unit mounted on an articulated arm.
Balance and versatility for every need.



THE RIGHT SPACE FOR ORTHODONTICS



Castellini has created Skema 5 ORTHO, a model specifically designed for orthodontists which provides support to the doctor's specific needs during orthodontic treatments. Equipped with a wide tray holder and movable arms, it allows the dentist to easily reach any necessary instrument or material. The assistant's side is also duly equipped and can house up to 2 dynamic instruments controlled from a convenient display.

Always suited to the specialist's needs.

AMAZING VERSATILITY IN ANY POSITION

Featuring great versatility, Skema 5 allows the doctor to operate by moving the instrument module to the position best suited for the surgical procedure being performed. Every element is engineered to combine a slender design with a compact working unit. The lightness of the module and the excellent mobility of the arm system facilitate the workflow and improve the operating comfort of the medical staff.




DENTIST'S MODULE

The dentist's module with over-the-patient delivery is light and easy to move. The doctor can adjust the instruments' vertical positioning by lightly touching the optional handle-mounted sensor for greater comfort. The optional end-of-stroke lock system creates enhanced freedom of movement.



TRANSTHORACIC POSITION

Thanks to the mobility of the arm system, the doctor can position the dentist's module also on the assistant's side. The operational versatility of Skema 5 is the key feature that makes the dental unit perfect for those who progress every day in the practice of dentistry, dealing with multiple therapeutic needs, either with or without the assistant's help.



COMPACT TRAY HOLDER

The stainless-steel tray holder is compact and can rotate to be within easy reach of the medical staff. It can be easily removed from the pivoting support for hygienisation purposes.



BALANCED INSTRUMENTS

The instruments are self-balanced to avoid any traction on the dentist's wrist, while the tubes feature increased extension capacity to minimise unnecessary movements in the operating field.

COMPACT AND MOVABLE ELEMENTS

For dentists who prefer hanging tubes, Skema 5 CP features a compact and easy-to-handle module which provides a wide range of comfortable positions around the operating zone. The arm system has been designed to reduce the overall footprint while ensuring maximum mobility to the instrument module.



DENTIST'S MODULE

Instruments are easier to grasp thanks to their position and the different inclination of the central instruments with respect to those placed on the sides. The housings are designed to facilitate the instrument re-positioning and guarantee maximum stability. The sixth instrument can be integrated on the side of the module. The dentist can choose between intraoral camera and curing light, but the application is not available if the Zen-X X-ray sensor is installed.



CERAMIC POSITION-ADJUSTABLE CUSPIDOR BOWL

The position of the ceramic cuspidor bowl can be adjusted for greater comfort, while cup filling is completely automated thanks to the optional optical sensor, thereby giving more autonomy to the patient.



ASSISTANT'S MODULE

The assistant's module, fitted on a vertically-adjustable double arm, adapts to any working method and is available with 4 or 5 housings. In addition to syringe and suction cannulae, it is also possible to add a camera and a curing light or a dynamic instrument. The position-adjustable tray holder is available as an option.



INTUITIVE AND PRACTICAL TOUCH-SCREEN DISPLAY

In addition to being intuitive and easy-to-use, the LCD control panel is equipped with a touch-screen monitor that allows the doctor to use the simple gestures of modern technologies. Clear data visualisation and the possibility to quickly set the user's preferences for the operating parameters, make the new control panel on Skema 5 a full-fledged and practical tool. Ideal for conservative dentistry and endodontics.



LAEC - INTEGRATED APEX LOCATOR

The device helps the doctor locate the root apex through an audible and visual signal. Combined with the EVO E4 contra-angle, it also integrates the APEX-STOP function which automatically interrupts bur rotation upon reaching a set safety threshold.

EVO E4 CONTRA-ANGLE

Suitable for any type of endodontic treatment, the device features the APEX-STOP function of Castellini apex locator.

EVERYTHING FOR ENDODONTICS

Together with a dedicated contra-angle, Skema 5 integrates software and features that support endodontics and all the operations related to it. Besides, through the software the doctor can accurately manage the operating parameters. For all traditional endodontic procedures, the control panel is able to automatically set and store optimum operating values.



PERFECTLY EMBEDDED INSTRUMENTS

The integration of the instruments is key to optimising workflows at the patient chair. The doctor can easily set the operating parameters from the new touch control panel. Every step is intuitive and the level of customisation, together with the quality of the handpieces developed by Castellini, ensures the efficacy and efficiency of any treatment.



IMPLANTOR LED MICROMOTOR

Latest-generation brushless micromotor, with its noiseless operation and minimal weight, Implantor LED is vibration-free and characterised by extremely high torque and outstanding reliability. Thanks to its ultra-high performance, and with the right contra-angle, it can also be used for endodontics.

- Speed from 100 to 40,000 rpm with 1:1 ratio
- Electronic torque control up to max. 5.3 Ncm
- Completely autoclavable.
- Possibility of pre-setting maximum speed and maximum torque



HANDY POWER MICROMOTOR

Handy Power is an extremely lightweight, compact brushless micromotor, available with or without LED lighting. Handy Power is noiseless and vibration-free. Thanks to the exceptional reliability of the brushless technology, it requires virtually no maintenance. Ideal for conservative and prosthodontic treatments.

- Speed from 100 to 40,000 rpm with 1:1 ratio
- Maximum torque up to 3.3 Ncm
- Possibility of pre-setting maximum speed



PIEZOLIGHT 6

Available with fibre optic for LED lighting, the versatile and multifunctional ultrasound handpieces are suitable for prophylaxis, endodontics and periodontal procedures.

- Perfectly linear and controlled ultrasonic vibrations - free from parasitic lateral vibrations - with constantly self-regulated frequency according to load and tip conditions.
- Extensive power adjustment range.
- Self-regulating power based on the workload to prevent heating of handpiece and treated tissues.
- Coolant delivery adjustable from zero to max flow rate.
- Completely autoclavable.



T-LED

The curing light can be used as a direct version or 120° angled version. With a high-power LED up to a maximum of 2,200mW/cm² and a 430 to 490nm emission band, the T-LED lamp offers 6 pre-set programmes and a sterilisable optical guide.



SYRINGE

Featuring a streamlined and easy-to-handle design, the syringe is available both in the three-way and in the optional six-way version. The handle and tip are autoclavable.



SILENT POWER TURBINES AND GOLDSPEED CONTRA-ANGLES

Castellini offers a complete set of turbines and contra-angles suitable for any field of dentistry.

WELL-BEING: A PRIORITY FOR THE PATIENT

The patient's well-being is vital to ensure a good treatment outcome. On top of that, when patients feel comfortable, they become more and more accommodating, also over time. That is why, following thorough research into occupational ergonomics, Castellini has created a chair that ensures ease of use to the doctor and comfort to the patient.




COMFORT STARTS HERE

The design of the seat and the backrest increases the patient chair comfort. The backrest features a highly resistant structure with soft padding and a robust and easy-to-clean upholstery. The chair movements are designed to avoid uncomfortable compressions in the lumbar area.

The shape of the backrest facilitates access to the operating zone both for frontal view and indirect vision.

Available as an optional feature, the padded upholstery will suit patients of any build ensuring proper anatomical support and maximum comfort at all times.



PNEUMATIC HEADREST

Both backrests can feature as an option the exclusive pneumatic release orbital headrest which pivots on three axes and allows for a quick and precise assisted positioning. The button on the lower side of the headrest activates the movement.

FOOTREST

The adjustable footrest allows for an easy and accurate disinfection.



LATERAL SLIDE FOOT CONTROL

This device lets dentists control Chip Air and Chip Water functions on the instrument in use, invert micromotor rotation (when extracted), control patient chair movement and switch on the operating light. Cabled and wireless versions available.



PRESSURE-OPERATED FOOT CONTROL

For those who prefer a pressure-operated version, this foot control provides the same functions as the lateral slide foot control. Both devices also provide, in surgery mode, peristaltic pump activation and programme changeover controls. Cabled and wireless versions available.



POWER PEDAL FOOT CONTROL

The third foot control includes all the functions of the previous models and is characterised by two additional elements to recall two more saved working positions. Cabled and wireless versions available.

THE IMPORTANCE OF LIGHTING

Proper lighting of the operating field is an essential requirement. The LED lamps developed by Castellini ensure excellent lighting. In addition to the standard lamp, with the new Venus LED MCT lamp the settings are tailored according to the circumstances.



VENUS LED MCT

EXCEPTIONAL BRIGHTNESS

The new Venus LED MCT lamp (optional on Skema 5) rotates on three axes to ensure perfect lighting of the operating field in any practice and position. Featuring exceptional brightness, it makes it possible to set specific values depending on the clinical needs. The No Touch sensor can switch on, off and adjust the luminous intensity up to 50,000 Lux. The hermetically sealed front protective screen is easy to clean, and the handles can be removed and sterilised in autoclave.



VENUS LED

VENUS LED LIGHT

This LED operating light rotates on three axes, is equipped with the No Touch sensor to switch it on and adjust the luminous intensity and feature an easy-to-clean hermetically-sealed front protective screen. Max. 50,000 Lux, colour temperature 5,000 K, autoclavable handles.



TEMPERATURE ADJUSTMENT

The innovative system makes it possible to illuminate with the right light every clinical discipline, with 3 different temperature values: warm, neutral and cool light.

CRI VALUE

Absolute colour fidelity thanks to a colour rendering that on a 0 to 100 measuring scale stands above 95.

COMPOSITE MODE

The quick and easy activation of the Composite mode prevents the pre-curing of composite materials.



WARM, NEUTRAL AND COOL COLOUR

All the temperature variations, from warm to neutral or cool and vice versa, can be easily activated and always ensure a perfect view of the operating field according to the treatment being performed.

COMPOSITE MODE

This feature changes the light wavelength to prevent the pre-curing of composite materials while ensuring optimum lighting of the operating field.

THE SAFETY OF CERTIFIED SYSTEMS

Castellini has long been focusing on the hygiene issue, reaffirming its commitment through a close cooperation with the Department for Public Health and Infectious Diseases of the Sapienza University of Rome and the Department for Public Health and Paediatrics of the University of Turin. Thanks to in-depth research and the analyses performed, the dental unit can be set up with upgraded and certified systems that ensure a clinical environment that is safe all the time.



M.W.B.

Reliable and efficient, the M.W.B. system, used in conjunction with Peroxy Ag+, acts against all water-borne contaminants, including Legionella. Tests carried out on a dental unit over a 3-month observation period showed that a regular use of M.W.B. and daily execution of an intensive disinfection cycle with the Autosteril system, ensure outstanding water hygiene quality, with bacterial loads kept at zero.



AUTOSTERIL

Skema 5 can be equipped with Autosteril, the high-standard automatic disinfection system, for all the spray water circuits. During the cycle, the instruments are stored in an inbuilt receiving area. Used together with Peroxy Ag+, the Autosteril system ensures a mycobactericide, bactericide and anti-Legionella action, certified by the Sapienza University of Rome. The analysis performed proved that the disinfection provided is sufficient to "eradicate all tested microbes from the piping of the dental unit, even with higher contamination levels." Autosteril helps hygienisation at the end of a day's session and allows for short cycles to be carried out in the following steps:

- circuit draining with compressed air;
- addition of 3% H₂O₂ to the spray water circuits;
- hold time allowed for liquid to work to intensive disinfection results;
- liquid draining with compressed air;
- water flushing (either from mains or distilled).



TIME FLUSHING

To drain stagnant fluid inside the piping after use, the Time Flushing feature carries out a complete water exchange with a timed flow of the supply fluid.

S.S.S. BOTTLE

The stand-alone supply system is equipped with a 1.8 litre capacity pressurised tank, easily accessible from outside to facilitate filling or replacement.



DESIGNED TO PROTECT YOU



S.H.D.

The flushing and hygienisation of the suction system with water and a special liquid take approximately 2 minutes: ideal as a cleaning procedure between patients.

During the design of the dental unit, any possible risk of contamination due to exposed areas and removable components is thoroughly investigated. Thanks to the analyses carried out, Skema 5 features multiple elements developed to protect patients and medical staff, thereby ensuring a safe and risk-free working environment.



DETACHABLE INSTRUMENT TUBING

Removable and easily disinfected, the tubes make cleaning and replacement operations easier and faster.



REMOVABLE DENTIST'S MODULE HANDLE

It can be easily removed for maximum hygiene.



REMOVABLE LAMP HANDLES

They can be easily removed and cleaned in autoclave.



GLASS DISPLAY FILM

Disposable film for the protection of assistant's keypad and Full Touch control panel.



CUSPIDOR BOWL

The cup-and-bowl-fill unit can be easily removed and sterilised in autoclave. The cuspidor bowl is also removable and autoclavable.



FILTERS + UNIT COVER

Smartly protected by a cover, the filters can be easily removed to facilitate draining and cleaning operations.

ALL-ROUND EFFICIENCY

The main advantage provided by an inbuilt radiology and communication system is that it makes diagnostics faster by showing and sharing the information with the patient. In addition to the RXDC eXTend X-ray unit and to the module-embedded sensor, the multimedia system includes an inbuilt camera with HD sensor and extensive depth of field, and a 22" monitor. The system elements are supplied as an option.



INTEGRATED HD CAMERA

The integrated camera features a streamlined design for a better use inside the oral cavity, and an ergonomic handle. HD-quality images ensure perfect rendering and maximum investigation accuracy.

- Optical system with 7 glass lenses and 16:9 format sensor
- Partially retroflected 90° viewing angle
- Depth of field from 5 to 70mm
- Freeze-frame activation through the touch-sensitive key

The easy-to-attach and remove Macro Cap accessory magnifies up to 100x to deliver detailed and extremely sharp images.

The LED monitor is certified by the EEC Medical Devices Directive. An excellent multimedia communication allows for a better doctor-patient relationship.



ON-BOARD DIAGNOSTICS



SIMPLICITY AND HEALTH

Thanks to the wireless handheld device that makes the radiological investigation easier and faster, and to the automatic setting of exposure parameters, the diagnosis is always the result of high-quality images combined with a minimal radiation dose delivered to the patient. The handheld device is equipped with a button to activate the unit and two simple settings to select the most suitable programme for a perfect X-ray acquisition.



RXDC WITH EXTEND TECHNOLOGY

Thanks to an extensive internal collimation and an extremely small focal spot, the X-ray unit provides high-quality images to quickly make a correct and accurate diagnosis.

X-RAY SENSOR

The integrated Zen-X sensor, available in two sizes, is housed in the dentist's module, thereby making the acquisition of intraoral X-ray images faster. In a matter of seconds, the reprocessed image is displayed on both monitor and control panel.

22" LED MONITOR

The 16:9 monitor, Medical Device 93/42 certified, ensures a perfect view of the images thanks to its ergonomic design and to the special IPS panel that provides a wide viewing angle. The monitor can be integrated into the dental unit either with a single arm or a double-jointed arm for a more comfortable use.

CONNECTED CLINIC

Designed to provide connection to the Internet through Easy Check, Castellini's dental unit features a range of optional cutting-edge digital services. With the aim of improving the effectiveness of the clinic, each dental unit connected can benefit from a real-time diagnostic service and remote technical support.



DASHBOARD

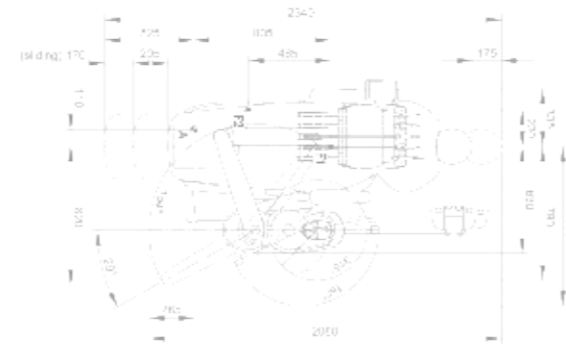
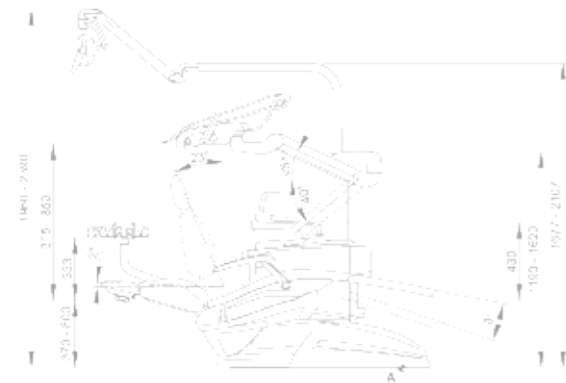
Through a simple dashboard, the dentist can monitor the dental unit activity in all its functions and analyse the effectiveness of the dental practice. In large dental practices, this is a useful tool to manage significant workloads and plan maintenance activities.

VIRTUAL ASSISTANT

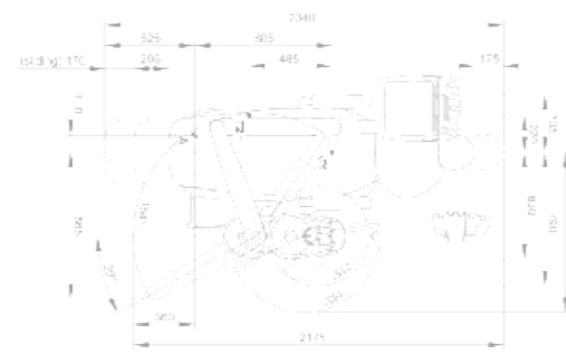
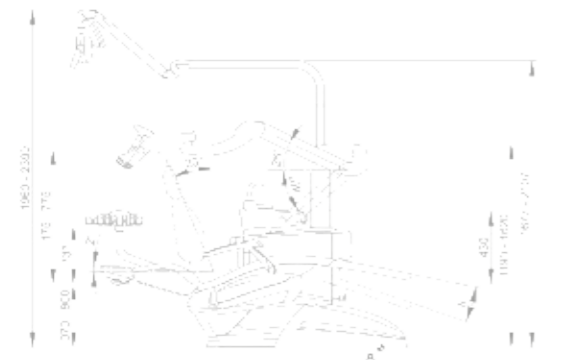
Di.V.A. (Digital Virtual Assistant) is the virtual assistant which optimises the workflow of your advanced dental practice. In addition to being viewable on PC, Di.V.A. can be easily consulted on smartphones and tablets.

TECHNICAL DATA

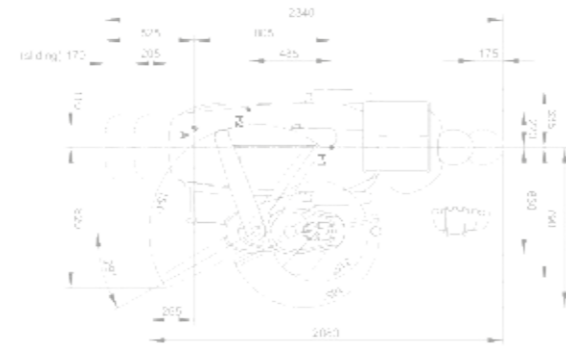
SKEMA 5



SKEMA 5 CP



SKEMA 5 ORTHO



The measures in the drawings are in millimetres.



COLOUR RANGE

- 102 Atlantic blue
- 113 Pacific blue
- 106 Mediterranean blue
- 136 Indian blue
- 101 Caribbean green
- 123 Polynesian green
- 103 Nevada yellow
- 115 Scottish salmon
- 132 Blueberry violet
- 134 Japanese wisteria
- 135 Venetian red
- 130 Graphite black
- 121 Anthracite grey
- 137 Bright silver

SURGICAL PADDING

- 198 Atlantic blue
- 183 Pacific blue
- 196 Mediterranean blue
- 186 Indian blue
- 197 Caribbean green
- 193 Polynesian green
- 182 Nevada yellow
- 195 Scottish salmon
- 192 Blueberry violet
- 184 Japanese wisteria
- 194 Venetian red
- 180 Graphite black
- 199 Anthracite grey
- 187 Bright silver



SKEMA 5	OVER THE PATIENT	HANGING TUBES	ORTHO
HYGIENE SYSTEMS			
Separate supply system	●	●	●
Autosteril A (Automatic) for disinfection of the water circuit	○	○	-
Multi Water Bio controller - MWB. (EN 1717-compliant water infeed unit with continuous disinfection system)	○	○	○
Time Flushing (quick wash cycle of the water circuit)	○	○	○
Suction Hoses Disinfection (Wash and disinfection of suction system)	○	○	○
DENTIST'S MODULE			
Turbine kit complete with Silent Power Evo 2L fibre optics, quick coupling handpiece	●	●	-
Turbine kit complete with Silent Power Evo 4L fibre optics, quick coupling handpiece	○	○	-
Turbine kit complete with Silent Power Evo Miniature fibre optics, quick coupling handpiece	○	○	-
Kit Micromotor Handy Power (100 - 40,000 rpm - 3.3 Ncm)	●	●	-
Kit Micromotor Handy Power LED fibre optics (100 - 40,000 rpm - 3.3 Ncm)	○	○	-
Induction Micromotor Implantor LED fibre optics kit (100 - 40,000 rpm - 5.3Ncm)	○	○	-
Piezosteril 6 scaler kit complete with 4 tips	○	○	-
Piezolight 6 scaler kit with fibre optics with 4 tips	○	○	-
LAEC (Integrated Apex Locator)	○	○	-
T-LED curing light kit	○	○	-
Instrument lever stop kit	○	-	-
3-way stainless steel syringe kit	●	●	-
6-way stainless steel syringe kit	○	○	-
6th instrument kit (curing light or camera handpiece)	○	○	-
Integrated X-ray sensor	○	○	-
ASSISTANT'S MODULE			
T-LED curing light kit	○	○	○
3-way stainless steel syringe kit	○	○	○
6-way stainless steel syringe kit	○	○	○
Removable and disinfected suction tubes	●	●	●
Removable and autoclavable suction cannulae	●	●	●
Assistant's module with 4 housings and capacitive keypad mounted on double arm	●	●	●
Assistant's module with 5 housings and capacitive keypad mounted on double arm	○	○	○
Tray holder on assistant's module	○	○	○
OPERATING LIGHT			
Venus Plus LED lamp	●	●	●
Venus LED MCT lamp	○	○	○
UNIT BODY			
Removable and position-adjustable cuspidor bowl	●	●	●
Cup filling sensor	○	○	○
Water-to-cup heater	○	○	○
Instrument spray heater	○	○	○
Cannulae independent selection	○	○	○
Air/water supply quick couplings for external devices	○	○	○
Multimedia cables and PC connections	○	○	○
Tray holder in place of bowl	○	○	○
PATIENT CHAIR			
Pneumatic release headrest with 3-axis movement	○	○	○
Double-jointed headrest with 2-axis movement	●	●	●
Lateral slide foot control complete with joystick	●	●	●
Lateral slide foot control complete with joystick - wireless	○	○	○
Pressure-operated foot control with Joystick and spray on/off kit	○	○	○
Pressure-operated foot control with Joystick and spray on/off kit - wireless	○	○	○
Foot control, Power Pedal type	○	○	○
Foot control, Power Pedal type - wireless	○	○	○
Left armrest	○	○	○
Right armrest	○	○	○

● = supplied as standard ○ = optional - = not available