


PoliDent

 since 1958

PoliDent

 **CAD CAM DISCS**





Cad-Cam discs

High quality.

Time saving.

Esthetic.

PoliDent



- 01 Polident PMMA CAD-CAM discs
multilayer, basic, splint
- 02 Polident Pink CAD-CAM discs
basic
- 03 Polident Casting CAD-CAM discs
- 04 Polident Model CAD-CAM discs
- 05 Polident X-ray CAD-CAM discs



The multi-colored disc consists of five color shades with gentle color transitions that provide a natural look

01 Discs

PoliDent PMMA CAD-CAM *disc* MULTILAYER

Multi-layered, pre-coloured PMMA discs for making temporary crowns and bridges. A multi-layered disc is composed of five shades of colour with gentle colour transitions that give it a natural look.

Characteristics: Vickers hardness: 26 HV. Flexural strength: min. 114 MPa. E-Module: min. 2771 MPa. Residual monomer < 1%.
Diameter: 95 - 98,5 mm. Thickness: 15, 16, 18, 20 mm.

Indications: temporary crowns and bridges

Colours: A1, A2, A3, B1

High quality. Time saving. Esthetic.



Discs 01

PoliDent PMMA CAD-CAM *disc* BASIC

Suitable for fabrication of temporary crowns and bridges and for verifying the bridge on the plaster model/ in mouth before the final ZrO₂ milling process

Characteristics: Vickers hardness: 26 HV. Flexural strength: min. 114 MPa. E-Module: min. 2771 MPa. Residual monomer < 1%.

Diameter: 95 - 98,5 mm. Thickness: 12, 13, 14, 15, 16, 18, 20, 25 mm.

Indications: temporary crowns and bridges, verification of the bridge on the plaster model/ mouth

Colours: A1, A2, A3, B1, B2, B3, BL1, BL2, BL3
enamel colours: E1, E2

*Upon request we can supply also other shapes, diameters and/or designs.

High quality. Time saving. Esthetic.



Discs 01

PoliDent

PMMA CAD-CAM *disc* SPLINT

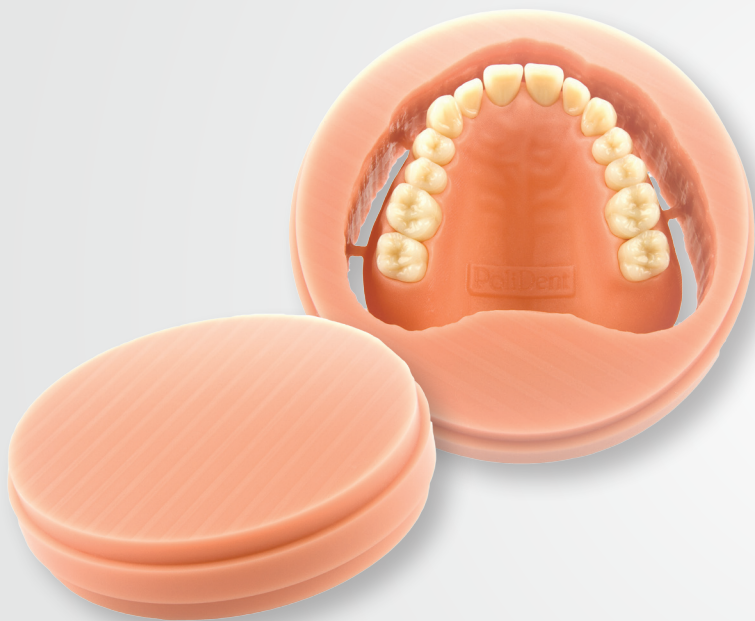
Suitable for fabrication of splints

Characteristics: Vickers hardness: 26 HV. Flexural strength: min. 114 MPa. E-Module: min 2771 MPa. Residual monomer < 1%.
Diameter: 95 - 98,5 mm. Thickness: 12, 13, 14, 15, 16, 18, 20, 25 mm.

Indications: bite guards, therapeutic splints, drilling templates, bite regulators

Colours: CLEAR
BERRY, BLUE , GREEN, ORANGE

High quality. Time saving. Esthetic.



02 Discs

PoliDent **PINK CAD-CAM***disc* **BASIC**

Can be used to mill digitally designed highly esthetic and functional dentures

Characteristics: Vickers hardness: 26 HV. Flexural strength: min. 114 MPa. E-Module: min. 2771 MPa. Residual monomer < 1%.
Diameter: 95 - 98,5 mm. Thickness: 25, 27, 30 mm.

Indications: full dentures, partial dentures, temporary immediate load implant dentures

Colours: pink, pink veind

High quality. Time saving. Esthetic.



Discs 03

PoliDent

CASTING CAD-CAM *dise*

Can be used for milling castable frameworks for metal casting and castable layers for press ceramic

Characteristics: Produced of 100% organic material that burns-out without any residual ash.
Diameter: 95 - 98,5 mm. Thickness: 12, 15, 18, 20, 25, 30 mm. Colour: transparent.

Indications: milling frameworks for casting, milling castable layers for press ceramic, verifying frameworks on plaster model/ in mouth before final ZrO_2 milling (especially recommended for larger ZrO_2 frameworks)

High quality. Time saving. Esthetic.



04 Discs

PoliDent

MODEL CAD-CAM *dise*

Suitable for milling dental models

Characteristics:

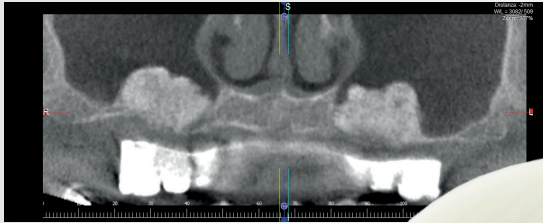
This is a special, highly-compressed material with exceptional abrasion resistance. The model doesn't absorb liquids so it is recommended for ceramic layering. Nevertheless, it has excellent milling ability. Available in two densities.

Diameter: 98,5 mm. Thickness: 25 mm.

Indications:

Milling of stumps/ dies, working models and antagonists. Digital models are CAD designed from 3D data acquired with a wide range of digital impression-taking solutions.

High quality. Time saving. Esthetic.



05 Discs

PoliDent

X-RAY CAD-CAM^{disc}

X-ray visible disc used for milling diagnostic stents for implant planning

Contains X- ray visible powder.
Homogeneous mix ensures best visibility.

Characteristics: Prevents light scattering.


Diameter: 95 - 98,5 mm. Thickness: 12, 14, 15,
16, 18, 20, 25 mm.

Indications: allows visibility of teeth setup in the
X-ray CAT scan for implant planning and
determination

High quality. Time saving. Esthetic.

PoliDent

 since 1958




Are you interested in other color, shape, material?

NO PROBLEM!

**WE CAN DEVELOP and
PRODUCE IT FOR YOU!**

* for bigger quantities



Polident CAD CAM discs



High quality. Time saving. Esthetic.

PoliDent

 *since 1958*



PoliDent

 since 1958

Polident d.o.o. Dental Products Industry

Volčja Draga 42
5293 Volčja Draga
Slovenija

Tel: + 386 5 330 48 40
Fax: + 386 5 330 48 70
polident@polident.si

www.polident.si

Date: 23.01.2019